



CST4886D Dual N-Ch 40V Fast Switching MOSFETs

- ★ Green Device Available
- ★ Super Low Gate Charge
- ★ Excellent CdV/dt effect decline
- ★ Advanced high cell density Trench technology

CST4886D Product Summary




BVDSS	RDSON	ID
40V	17mΩ	20A

CST4886D Description

The CST4886D is the high cell density trenched N-ch MOSFETs, which provide excellent RDSON and gate charge for most of the synchronous buck converter applications. The CST4886D meet the RoHS and Green Product requirement with full function reliability approved.

CST4886D PDFN3333-8L Pin Configuration



CST4886D Absolute Maximum Ratings

Symbol	Parameter	Rating	Units
V _{DS}	Drain-Source Voltage	40	V
V _{GS}	Gate-Source Voltage	±20	V
I _D @T _A =25°C	Continuous Drain Current ¹	20	A
I _D @T _A =70°C	Continuous Drain Current ¹	13	A
I _{DM}	Pulsed Drain Current ²	43	A
EAS	Single Pulse Avalanche Energy ³	13	mJ
I _{AS}	Avalanche Current	20	A
P _D @T _A =25°C	Total Power Dissipation ⁴	3.0	W
T _{STG}	Storage Temperature Range	-55 to 150	°C
T _J	Operating Junction Temperature Range	-55 to 150	°C

CST4886D Thermal Data

Symbol	Parameter	Typ.	Max.	Unit
R _{θJA}	Thermal Resistance Junction-ambient ¹ (t≤10s)	---	62.5	°C/W
	Thermal Resistance Junction-ambient ¹	---	65	°C/W



CST4886D Dual N-Ch 40V Fast Switching MOSFETs

CST4886D N-Channel Electrical Characteristics (T_J=25°C unless otherwise specified)

Symbol	Parameter	Test Condition	Min.	Typ.	Max.	Units
Off Characteristic						
V _{(BR)DSS}	Drain-Source Breakdown Voltage	V _{GS} =0V, I _D =250μA	40	-	-	V
I _{DSS}	Zero Gate Voltage Drain Current	V _{DS} =40V, V _{GS} =0V	-	-	1.0	μA
I _{GSS}	Gate to Body Leakage Current	V _{DS} =0V, V _{GS} =±20V	-	-	±100	nA
On Characteristics						
V _{GS(th)}	Gate Threshold Voltage	V _{DS} =V _{GS} , I _D =250μA	1.0	1.5	2.5	V
R _{DS(on)}	Static Drain-Source on-Resistance <small>note3</small>	V _{GS} =10V, I _D =8A	-	17	22	mΩ
		V _{GS} =4.5V, I _D =5A	-	25	35	mΩ
Dynamic Characteristics						
C _{iss}	Input Capacitance	V _{DS} =20V, V _{GS} =0V, f=1.0MHz	-	633	-	pF
C _{oss}	Output Capacitance		-	67	-	pF
C _{rss}	Reverse Transfer Capacitance		-	58	-	pF
Q _g	Total Gate Charge	V _{DS} =20V, I _D =8A, V _{GS} =10V	-	12	-	nC
Q _{gs}	Gate-Source Charge		-	3.2	-	nC
Q _{gd}	Gate-Drain("Miller") Charge		-	3.1	-	nC
Switching Characteristics						
t _{d(on)}	Turn-on Delay Time	V _{DD} = 20V, R _L =2.5Ω V _{GS} =10V, R _{REN} =3Ω	-	4	-	ns
t _r	Turn-on Rise Time		-	3	-	ns
t _{d(off)}	Turn-off Delay Time		-	15	-	ns
t _f	Turn-off Fall Time		-	2	-	ns
Drain-Source Diode Characteristics and Maximum Ratings						
I _S	Maximum Continuous Drain to Source Diode Forward Current		-	-	8	A
I _{SM}	Maximum Pulsed Drain to Source Diode Forward Current		-	-	32	A
V _{SD}	Drain to Source Diode Forward Voltage	V _{GS} =0V, I _S = 8A	-	-	1.2	V

Notes:1. Repetitive Rating: Pulse Width Limited by Maximum Junction Temperature

2. EAS condition : T_J=25°C, V_{DD}=20V, V_G=10V, L=0.5mH, R_g=25Ω, I_{AS}=7.2A

T_J=25°C, V_{DD}=-20V, V_G= -10V, L=0.5mH, R_g=25Ω, I_{AS}=-8.4A

3. Pulse Test: Pulse Width≤300μs, Duty Cycle≤2%



CST4886D Typical Performance Characteristics-N

Figure 1: Output Characteristics

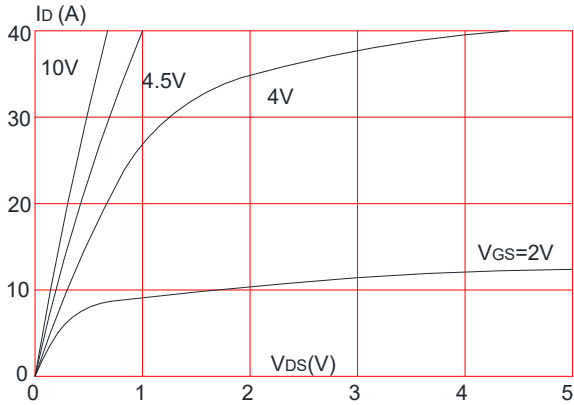


Figure 2: Typical Transfer Characteristics

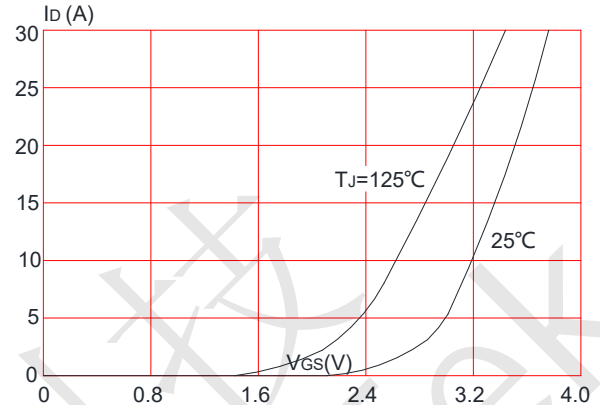


Figure 3: On-resistance vs. Drain Current

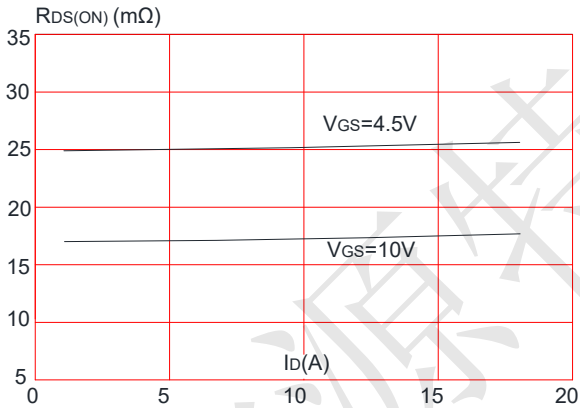


Figure 4: Body Diode Characteristics

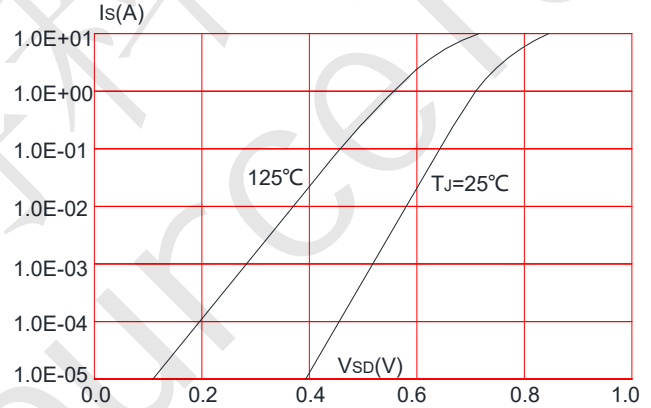


Figure 5: Gate Charge Characteristics

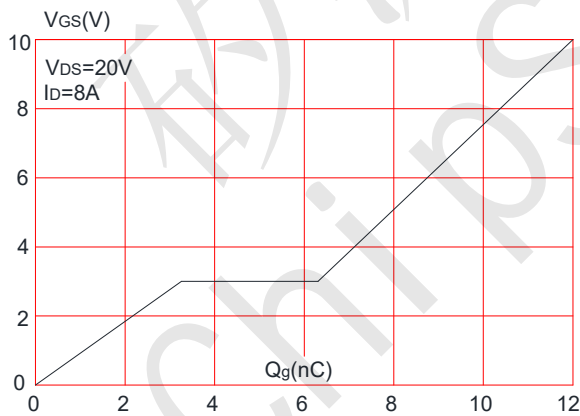
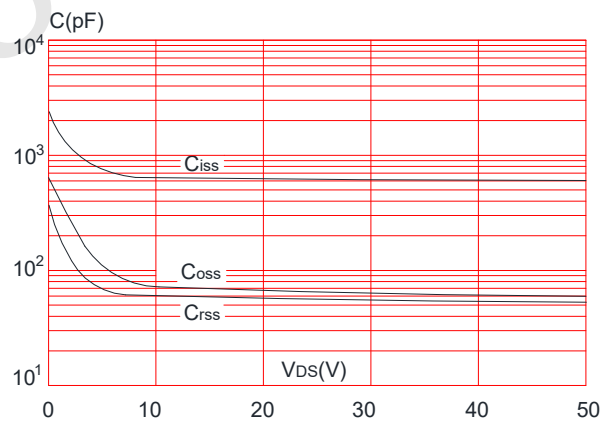


Figure 6: Capacitance Characteristics





CST4886D Dual N-Ch 40V Fast Switching MOSFETs

Figure 7: Normalized Breakdown Voltage vs. Junction Temperature

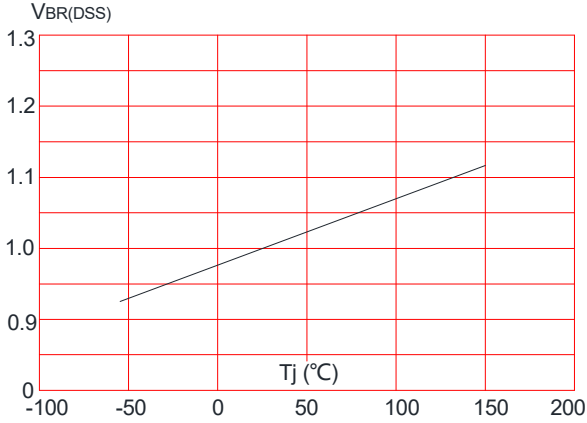


Figure 8: Normalized on Resistance vs. Junction Temperature

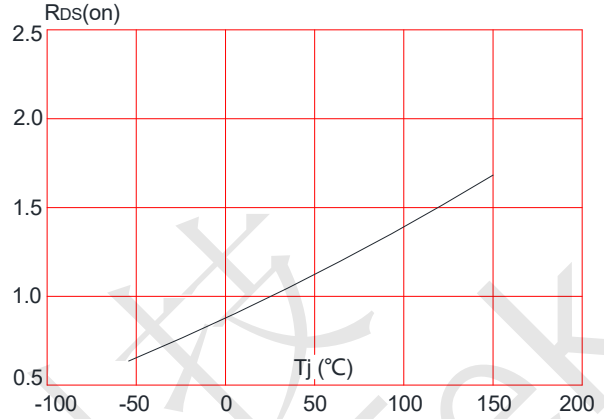


Figure 9: Maximum Safe Operating Area

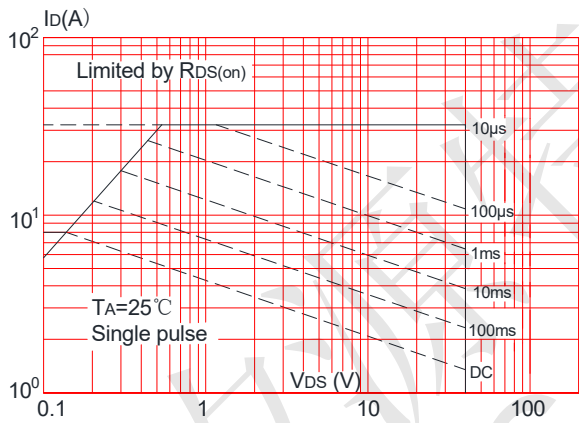


Figure 10: Maximum Continuous Drain Current vs. Ambient Temperature

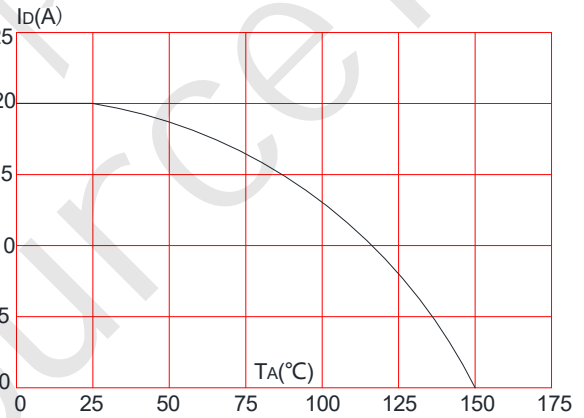
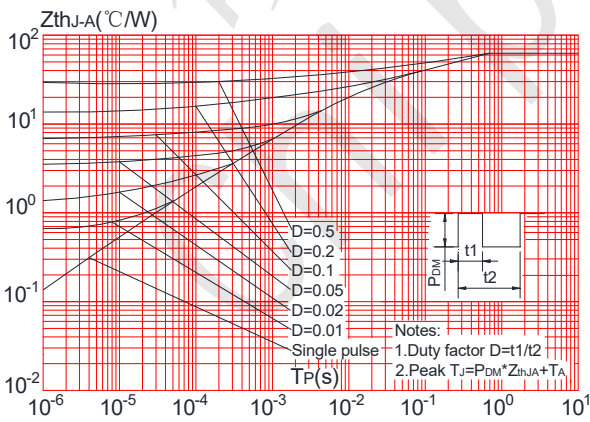
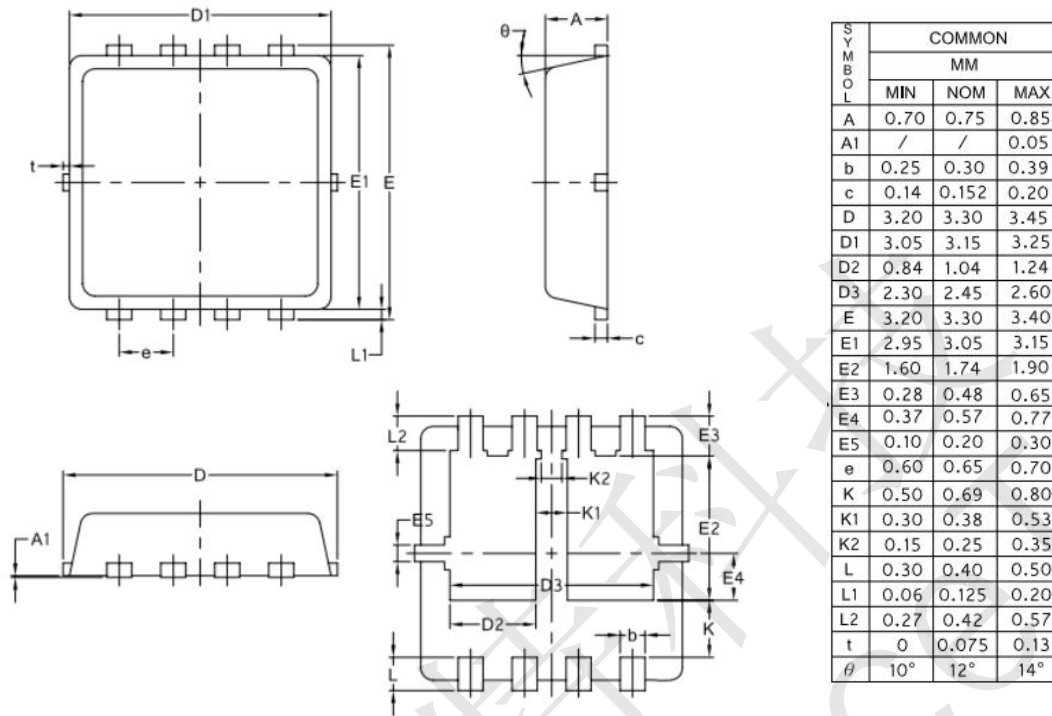


Figure.11: Maximum Effective Transient Thermal Impedance, Junction-to-Ambient





CST4886D Package Mechanical Data-PDFN3333-8L-D-Type A



CST4886D Package Mechanical Data-PDFN3333-8L-D-Type B

